

Bullet Point Net Script – SER Emergency Radio Operations Center (EROC)

EROC TEAM RUNS NETS

NOTE • EMERGENCIES – USE PLAIN ENGLISH. SITUATION RPTS-USE Q CODES (FMT TANGO 9A/ 9M)
(BOTH SYSTEMS MAY BE CONCURRENTLY USED DURING A NET. E.G., A FIRE NET WHICH IS ALSO RECEIVING QWA RPTS)

<p>➡ [STRUCTURE NET. OPTIONS INCLUDE]</p> <p>➡ WHEN PRIMARY ON EROC 9</p> <p>[NOTE: SER NETS ARE ONLY ON EROC 9, 10, OR EROC 58]</p>	<p>If only impacting Village, then no need for Ham relay ON 10 OR EROC 58 RELAY. [USE COMMON SENSE]. OTHERWISE →</p>	
	MUST DO FOR PRIM RELAY	CONSIDER FOR MONITOR
	→ Need 10 RELAY	→Need EROC 58 MONITOR
	OR → Need 10 ALPHA RELAY	→Need EROC 58 MONITOR
	OR → Need EROC 58 RELAY	→Need 10 MONITOR
	OR → Need 10 MONITOR (JUST LISTENING)	→Need EROC 58 MONITOR (JUST LISTENING)

OTHERWISE, IF PRIM NET ON:

➡ IF EROC team goes FROM EROC 9 to EROC 3, 2, 1 or 4	→Need 9 Relay	CONTINUE WITH OPTIONS FROM ABOVE YOU ARE USING
➡ WHEN PRIM NET ON HAM 10 or 10 A	→Need 9 Relay	AND → Need EROC 58 MONITOR
➡ WHEN PRIM NET ON HAM EROC 58 (505) [NOTE: WHEN NET ON EROC 13 Freq., NCS MUST USE EROC 58 FOR NET OPERATIONS SO ALL STATIONS CAN BE HEARD BY NCS.]	→Need 9 Relay	AND → Need 10 MONITOR

➡ **NET ACTIVATION** (DON'T ENGAGE IN DISCUSSION. GET TO NET! DON'T ALLOW SIDE TRACKING. FOLLOW PROCEDRS)

- [GO TO PRIM NET CHANNEL. AS SELECTED ABOVE] [FOR EMERGENCIES – USE HIGH POWER]
- SEND TONE 🎵🎵🎵🎵 ON **[EROC 9]** [OR SEND ON 10 OR 10A OR EROC 58]
[EROC 9 is the VILL PRIMARY NET FREQ. WHERE MOST NETS WILL BE RUN FROM; IT IS ALSO THE INTER-AREA RELAY FREQ. FOR VL MW LH RA]
- SAY “CONTROL ON EROC 9 - ANY EMERG. TRAFFIC?” [OR SAY ON: 10 OR 10A OR EROC 58]
[if emergency traffic--assign STN to handle it & report back when done. Keep net moving]
[May pre-empt frequency for emergency] “FREQUENCY PRE-EMPTED FOR PRESENT EMERGENCY OF ___”

➡ **TX SELECTED NET AGENDA] ON PRIM. NET FREQ. (PICK WHAT APPLIES. E.G., Sit Rep; ... Fire Net; etc...)**

- “THIS IS Control ON EROC 9 primary” OR [ON 10] OR [ON 10 ALPHA] OR [ON EROC 58]
- [OR] “THIS IS FIRE CONTROL ON ...: [FOR FIRE NET ACTIVATION]
- SAY (AS APPLIES): • “SIT REP NET ACTIVATED USE FORMAT TANGO 9A OR 9M”
 • “CONDUCT QWA PROCEDURE”
 • “**FIRE NET** ACTIVATED use Bullet Point Sumry *FMT TANGO 6 F*). NOTES: See FIRE NET TACTICALS; SEE FMT TANGO 7M ACTIVATION CRITERIA; SEE FMT TANGO 6 FIELD OBSERVATION REPORT.

[OTHER ACTIVATION OPTIONS INCLUDE / MAY ACTIVATE MORE THAN ONE:]

DRILL (IF APPLIES)	FIRE NET (NET CONTROL = “FIRE CONTROL”) (use Bullet Point Sumry <i>FMT TANGO 6 F</i> – Every 15 min, or as appropriate))
SITUATION RPTS-USE <i>FMT TANGO 9A or 9M</i>	SMOKE CHECK – USE <i>FORMAT TANGO 4</i>
CONDUCT QWA PROCEDURE	EARTHQUAKE NET – USE <i>FMT TANGO 9A OR 9M</i>
EXPLOSION NET – USE <i>FMT TANGO 9A OR 9M</i>	

➡ **IMMEDIATELY SET UP NET INFRASTRUCTURE AS NEEDED - BY TACTICAL**

- 🎵 tone and say “**NEED BACKUP**”. ...
- SAY...“**BACKUP, CONTROL: TONE ANNOUNCE ON [EROC 9], TX AGENDA, REPORT WHEN DONE**” ...
[Note: BACKUP STN-use exact words of CONTRL/ Fire Control] [PAUSE NET.BACKUP ON SAME SMPLX FREQ. AS CONTROL] ...
- [RPT BACK] “**CONTROL, BACKUP. ... TONE ANNOUNCE DONE**”... [STAY NET UNTIL RESPONSE IS RECEIVED]
- 🎵 tone and say “**NEED [10 RELAY]**”: [BASED ON THE NET STRUCTURE OPTIONS SELECTED, ABOVE]
[OR 10 ALPHA RELAY OR 9 RELAY OR EROC 58 RELAY] [high power]
- SAY “[**10 RELAY**], **CONTROL. ... TONE ANNOUNCE ON [10], TX AGENDA, RPT WHEN DONE**” ...
[DEPENDS ON NET STUCTURE YOU SELECTED ABOVE [Note: Relay STN-use exact words of NCS / Fire Control]
- [RPT BACK] “**CONTROL, [10 RELAY] ... “TONE ANNOUNCE DONE”**”... [THIS RESPONSE CAN BE MADE DURING NET OPS]
- 🎵 tone and say “**NEED**” ... [SELECT **TACTICALS** AS NEEDED FOR NET YOU ARE OPERATING]

“CAL FIRE 20” (MONITORS CAL FIRE DISP – @ CH 20 in radio)	“160 TC” (NO LONGER USED)	“MAPPING”
“Sheriff 21” (monitors Sheriff – At CH 21 in radios)	“TAC _____” Cal Fire Tac CH #	“TRIANGULATION”
“TAC 11 28” (monitors Cal Fire tac 11 at CH 28 in radios)	“_____ SEARCH” (E.G., “Figaro Search”) (for smoke CK)	“ROVER” (FOR SMOKE CHECK)
“GROUND _____” “_____ LOOKOUT”	“GROUND _____”	“FIELD RELAY”
“INTERNET WINDS”	“INTERNT CAMERA [WILSON]”	“INTERNET - _____”

[CONDUCT NET OPERATIONS – START TAKING REPORTS ...] [may be delay in STNS reporting if they have to do tasks]

• SAY **“TAKING VILLAGE REPORTS – FIRST STN GO”** [RECORD RPTS ON FMT T9M AND T9A AS APPROPRIATE]

[Note: For FIRE NETS, REQUEST EACH TACTICAL TO PROVIDE REPORT DURING FIRE NET.

THEN ABOUT EVERY 15 MINUTES (USE DISCRETION):

• **FIRE CONTROL IS TO TRANSMIT INCIDENT BULLET POINT SUMMARY (USE FMT TANGO 6 F)**
 (INCLUDE IN RPT THE TIME: E.G., 1400 HOURS AND LOCATION OF FIRE SO PEOPLE LISTENING KNOW WHERE FIRE IS. THEY MAY HAVE JUST STARTED LISTENING)

THEN FIRE CONTROL IS TO REQUEST RELAY OF SUMMARY:

• **“BACKUP , FIRE CONTROL, ...TX INCIDENT BULLET POINT SUMMARY. ADVISE WHEN DONE” ...**

[RPT BACK] **“FIRE CONTROL, BACKUP, ... TX OF INCIDENT BULLET POINT SUMMARY DONE”...**

• **“[10 RELAY] , FIRE CONTROL ...TX INCIDENT BULLET POINT SUMMARY. ADVISE WHEN DONE” ...**

[RPT BACK] **“FIRE CONTROL, [10 RELAY], ... TX OF INCIDENT BULLET POINT SUMMARY DONE”...**


MODIFY BELOW TO ACCOMMODATE A NET WHICH INCLUDES A FIRE NET.


EXAMPLE: MIGHT INVOLVE TAKING **SIT REPS & QWA DURING PAUSES IN FIRE NET.**

• SAY **“ANY VILLAGE RELAYS ...”**

• SAY **“TAKING INTER –AREA REPORTS”** [E.G., MIDWAY, LONG HOLLOW, ...]

[NOTE: CONTROL SHOULD HAVE GOOD PROPOGATION TO GET INTER – AREA RPTS. IF NOT, ANOTHER STN MAY TAKE OVER NET. E.G., “CONTROL MAPPING... TAKING NET” [RELAY RPTS]. THEN RETURN NET TO CONTROL E.G., “CONTROL, MAPPING, ... YOUR NET”...]
 [STATION TAKING INTER-AREA REPORTS SHOULD RESTATE INTER-AREA REPORTS SO ALL STNS HEAR IT]

•  tone to get attention (if needed) and say **“[10 RELAY], CONTROL ... REPORT”**
 [I.E., TAKE RELAY REPORT(S) FROM HAM RELAYS]

•  tone to get attention (if needed) and say **“MAPPING, CONTROL. ... IS MAPPING SUMMARY READY?”**
 • **“MAPPING GO” ...**

 tone to get attention (if needed) and say **“TRIANGULATION, REPORT”** [FIRE NET TO HAVE “TRIANGULATION”]


• **“ANY STATION DISAGREE WITH MAPPING SUMMARY / TRIANGULATION REPORT ?” ...**

• **“ALL STATIONS, CONTROL. SUMMARY IS __[BRIEF SUMMARY BY DIVISION / AREAS]__**


• **“CONTROL RECOMMENDATION IS _____”** [“FIRE CONTROL RECOMMENDS DEACTIVATION OF FIRE NET”]

E.G.,: “NO ACTION”. “DEACTIVE SIT REP NET”
 “DUE TO HIGH FIRE DANGER, ROUTINELY CONDUCT QWA PROCED. – RPT ONLY AS NECESSARY” ETC...), NO OTHER ACTION”.
 “ELEVATED SCAN MONITORING DUE TO COMMUNICATIONS BLACKOUT”, etc...

• **“ANY STATION DISAGREE?” ...**

•  tone to get attention (if needed) and say **“BACKUP ... TX CONTROL SUMMARY WITH PLAIN ENGLISH FOR Q CODES; CONTROL RECOMMENDATION / [TRIANGULATION REPORT]; DEACTIVATE; AND REPORT WHEN DONE”...** [COPY]

[RPT BACK] **“CONTROL, BACKUP. ... TRANSMIT OF SUMMARY, RECOMMENDATION AND DEACTIVATION DONE” ...**

•  tone to get attention (if needed) and say **“[10 RELAY]... TX CONTROL SUMMARY WITH PLAIN ENGLISH FOR Q CODES; CONTROL RECOMMENDATION / [TRIANGULATION REPORT]; DEACTIVATE; AND REPORT WHEN DONE”...** [COPY]

[RPT BACK] **“CONTROL, [10 RELAY]. ... TRANSMIT OF SUMMARY, RECOMMENDATION AND DEACTIVATION DONE” ...**

[DEACTIVATIONS]

• **“ MAPPING DEACTIVATE” [RESPONSE] “MAPPING COPY”... [DEACTIVATE EACH STATION TACTICAL YOU ACTIVATED]**

• **“ SITUATION REPORT NET [FIRE NET] IS DEACTIVATED” [INSERT NET YOU ARE DEACTIVATING].**

• **“ALL STATIONS QSY SCAN”.**

• **“ CONTROL OUT”. [END OF SCRIPT]** Note: Major revisions to the SER Plan and Net Operations have been required due to malicious interference with the emergency communications plan at both the Ham level and Area / Neighborhood levels.